

Ipsen

Roadshow - Oddo

Germany, November 23rd – 24th, 2011

Pierre Kemula – Investor Relations Officer

Stéphane Durant des Aulnois – Investor Relations Manager



Disclaimer

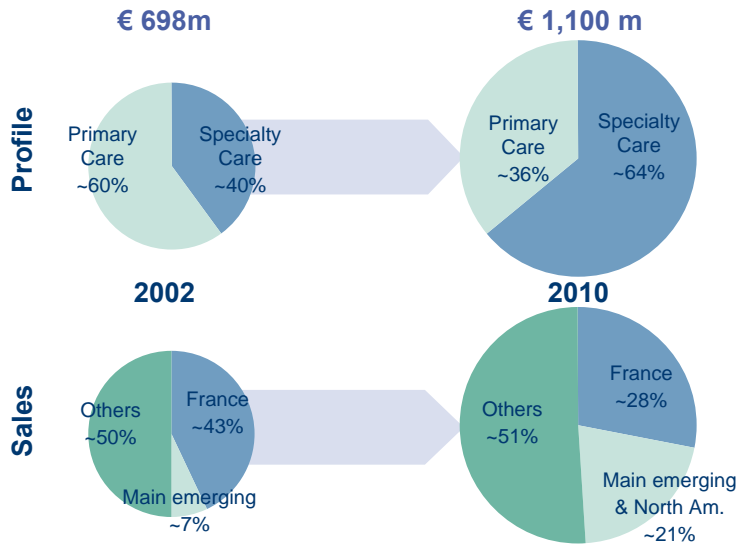
This presentation includes only summary information and does not purport to be comprehensive. Forward-looking statements, targets and estimates contained herein are for illustrative purposes only and are based on management's current views and assumptions. Such statements involve known and unknown risks and uncertainties that may cause actual results, performance or events to differ materially from those anticipated in the summary information. Actual results may depart significantly from these targets given the occurrence of certain risks and uncertainties, notably given that a new product can appear to be promising at a preparatory stage of development or after clinical trials but never be launched on the market or be launched on the market but fail to sell notably for regulatory or competitive reasons. The Group must deal with or may have to deal with competition from generic that may result in market share losses, which could affect its current level of growth in sales or profitability. The Company expressly disclaims any obligation or undertaking to update or revise any forward-looking statements, targets or estimates contained in this presentation to reflect any change in events, conditions, assumptions or circumstances on which any such statements are based unless so required by applicable law.

All product names listed in this document are either licensed to the Ipsen Group or are registered trademarks of the Ipsen Group or its partners.

The implementation of the strategy has to be submitted to the relevant staff representation authorities in each country concerned, in compliance with the specific procedures, terms and conditions set forth by each national legislation.

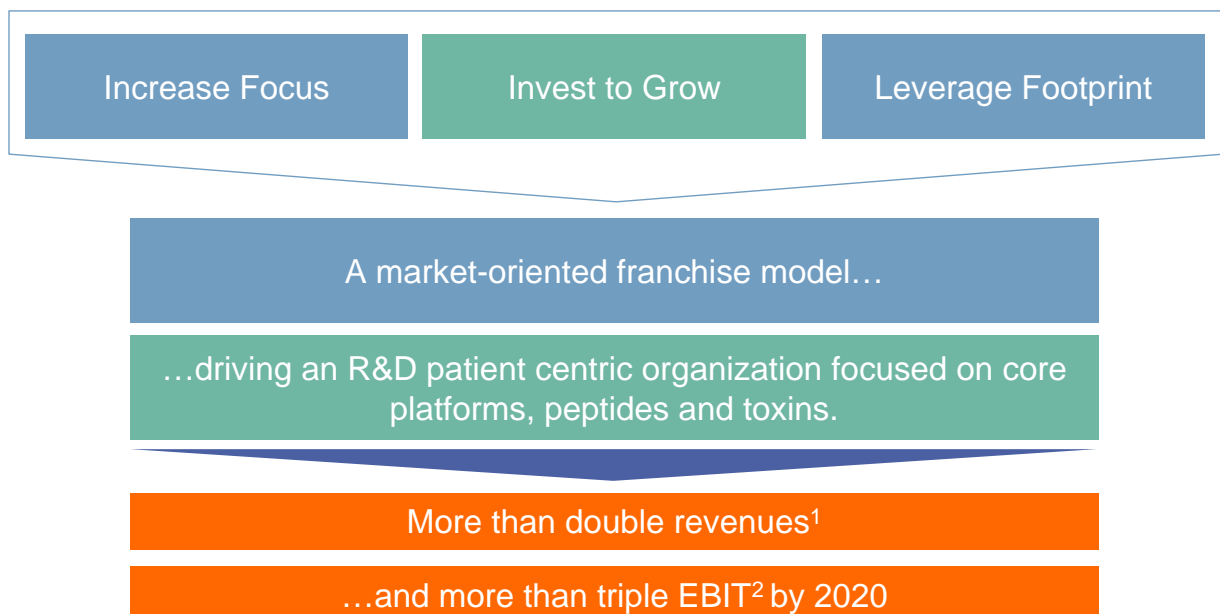
Over the last decade, Ipsen has succeeded in adapting to a fast changing environment

Evolution of Ipsen's sales profile

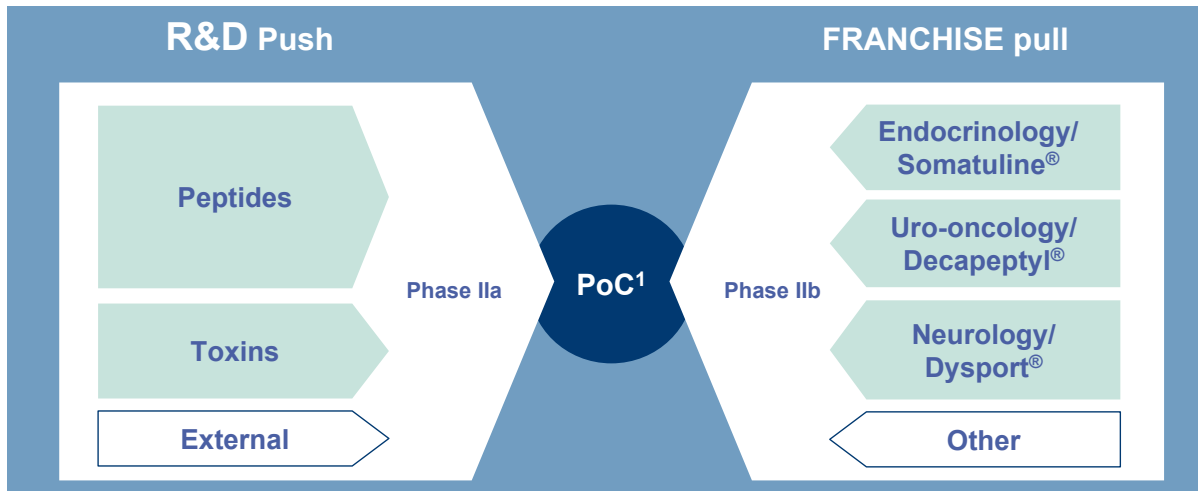


Ipsen is ideally positioned to benefit from current market trends

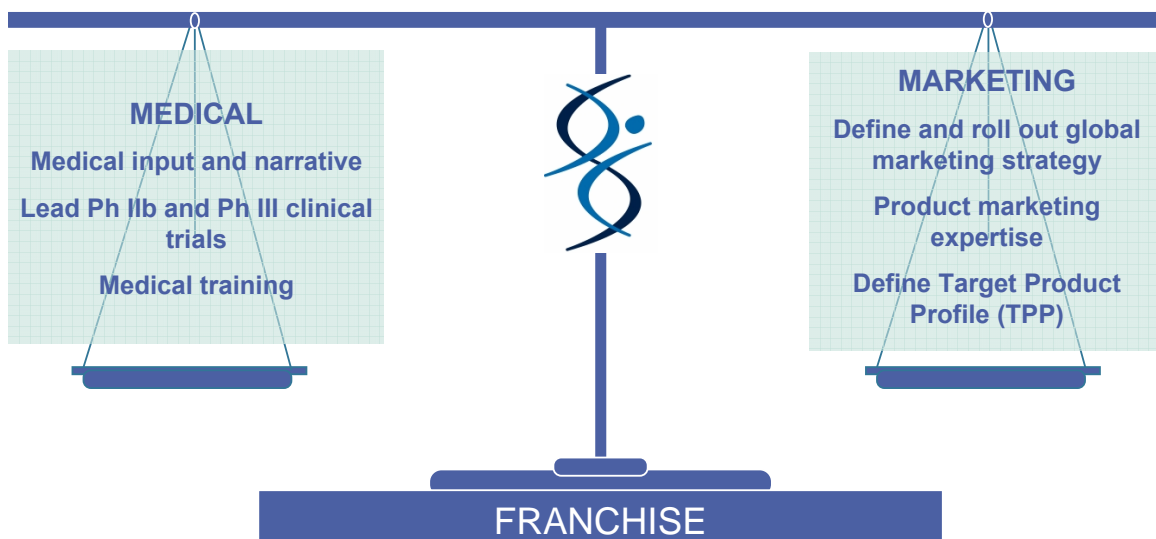
New strategy aims at leveraging Ipsen's core strengths to become a global leader in targeted debilitating diseases



An integrated R&D “push-pull” model to fulfill patient/commercial requirements



Franchise focused on medical and marketing...



Countries are responsible for P&L performance

...with differentiated focus along the value chain

	Research	Early dev. (end of PhIIa)	Late dev. (PhIIb & PhIV)	Manufacturing	Operations
Endocrinology/ Somatuline®	✓	✓	✓	✓	✓
Neurology/ Dysport®	✓	✓	✓	✓	✓
Uro-oncology/ Decapeptyl®	✓ Ipsen or Partner	✓ Ipsen or Partner	✓ Ipsen or Partner	✓ Ipsen or Partner	✓
Hemophilia	✓ Partner	✓ Partner	✓ Ipsen or Partner	✓ Ipsen or Partner	✓ Ipsen or Partner

Primary care and Short Stature in a commercial optimization strategy

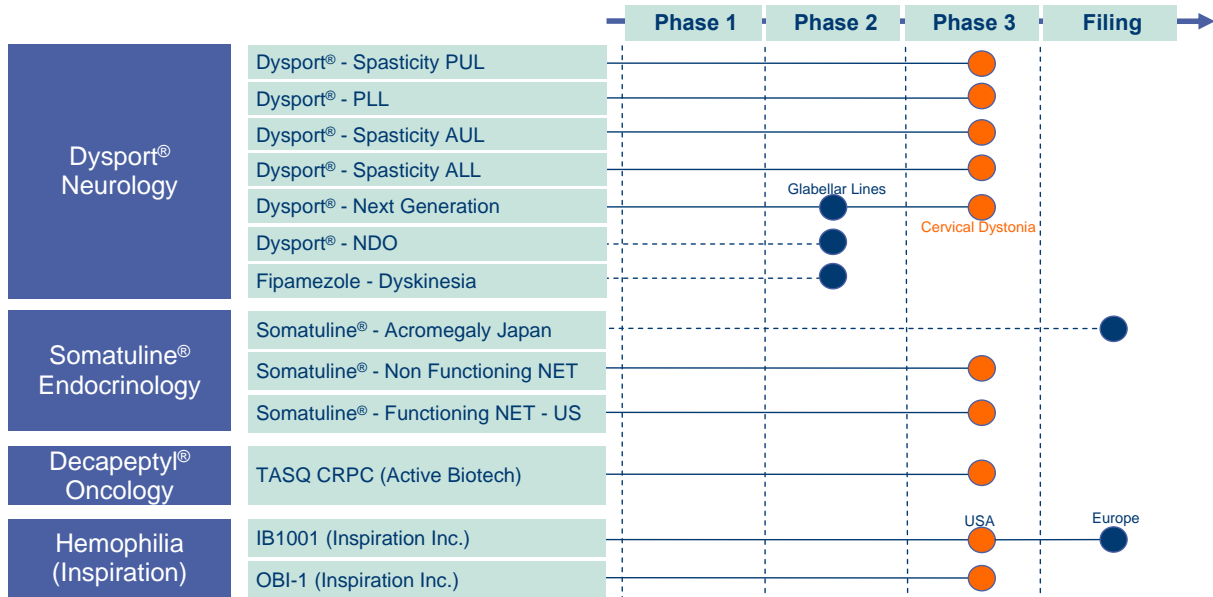
Key decisions made

2020 strategy implies important choices

Increase focus

- Close R&D activities at **Barcelona** site
- **Terminate one third of R&D** projects
- Regions and countries to manage **Short Stature** in commercial optimization perspective
- Explore new commercial partnership opportunities in **French primary care**
- Ensure sustainable future to **Dreux** manufacturing site

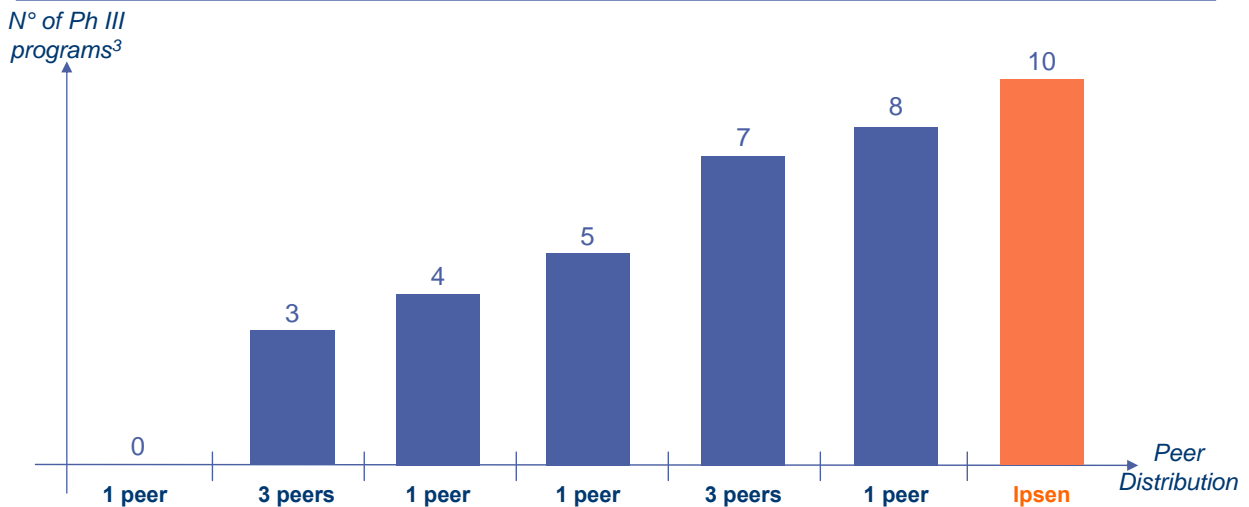
Invest to grow: a rich Ph III program



10 on-going phase IIIs, 4 for NMEs, 6 for life cycle management

Ipsen differentiated from 10 peers¹ in terms of Ph III intensity²

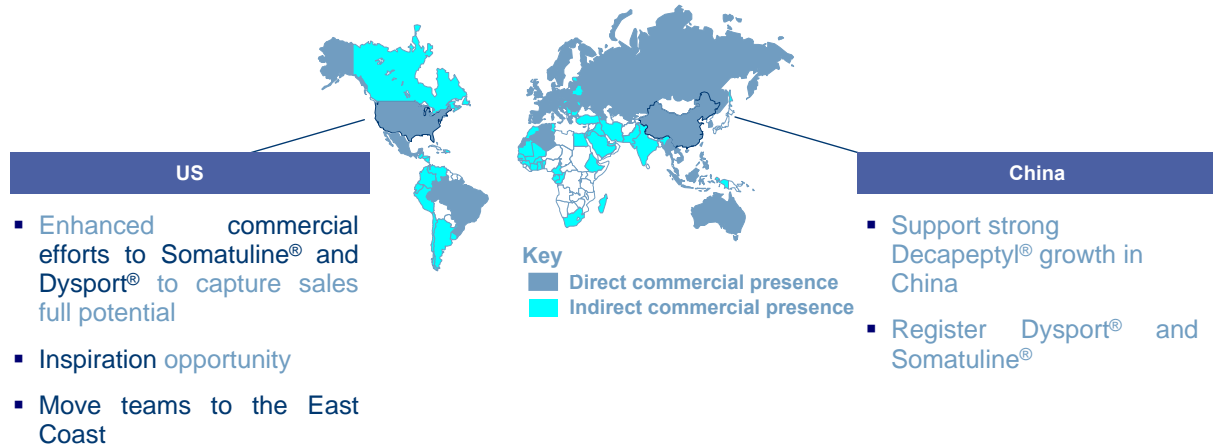
Ipsen and its peers¹ - Intensity of Ph III programs



NOTE 1 : 10 peers selected with a criteria such as Sales, EBIT, R&D to sales ratio, PE, Headcount, Therapeutic Areas, Geographical reach...
Peers include: Lundbeck, Meda, Almirall, Shire, Biogen Idec, Allergan, Novo Nordisk, Merck Serono, Actelion and Orion
NOTE 2 : Based on available and disclosed information as of august 2011
NOTE 3 : Number of Ph III for a single indication

Leverage Ipsen's extensive commercial reach as a major growth driver

Ipsen recorded sales in 115 countries in 2010



Further leverage Ipsen's profitable commercial reach

11 Ipsen – Road Show November 2011

Implementation: main milestones to success

2011	2012	2013	2014	2015
<input checked="" type="checkbox"/> Define strategy	<input type="checkbox"/> R&D « PoC » machine implemented	<input type="checkbox"/> Somatuline® New device rolled out globally	<input type="checkbox"/> TASQ filed in Europe	<input type="checkbox"/> Inspiration option assessment
<input checked="" type="checkbox"/> Merge R&D	<input type="checkbox"/> Barcelona R&D site closed	<input type="checkbox"/> Dysport® A. & P. L.L spasticity filed	<input type="checkbox"/> Somatuline® F. NET filed in the US	<input type="checkbox"/> Dysport® P.U.L filed in the US
<input checked="" type="checkbox"/> Reinforce Uro-oncology franchise	<input type="checkbox"/> French primary care commercial activities partnered	<input type="checkbox"/> Dysport® NDO Ph III initiated	<input type="checkbox"/> Somatuline® NF NET filed WW	<input type="checkbox"/> 5 new Pre clinical candidates (vs. June 2011) O/W 3 reach POC
<input checked="" type="checkbox"/> Dysport® CD CTA ¹ filing in China	<input type="checkbox"/> IB1001 filed in the USA	<input type="checkbox"/> Smecta® EDL assessment (China)	<input type="checkbox"/> Dysport® A.U.L filed	<input type="checkbox"/> Smecta® EDL assessment (China)
<input checked="" type="checkbox"/> Somatuline® Acromegaly CTA ¹ filing in China	<input type="checkbox"/> OBI-1 PhIII (Acquired H) enrollment completed	<input type="checkbox"/> OBI-1 Acquired H. filed in the US	<input type="checkbox"/> Dysport® NG filed	
<input checked="" type="checkbox"/> New extended Executive Committee staffed	<input type="checkbox"/> OB-1 PhIII Congenital H. initiated		<input type="checkbox"/> Dysport® P.U.L filed in Brazil	
<input checked="" type="checkbox"/> Franchise org. implemented	<input type="checkbox"/> US platform reorganized		<input type="checkbox"/> Inspiration option assessment	
<input checked="" type="checkbox"/> IB1001 filed in Europe			<input type="checkbox"/> Smecta® EDL assessment (China)	
<input checked="" type="checkbox"/> Sale of Apokyn®				

12 Ipsen – Road Show November 2011

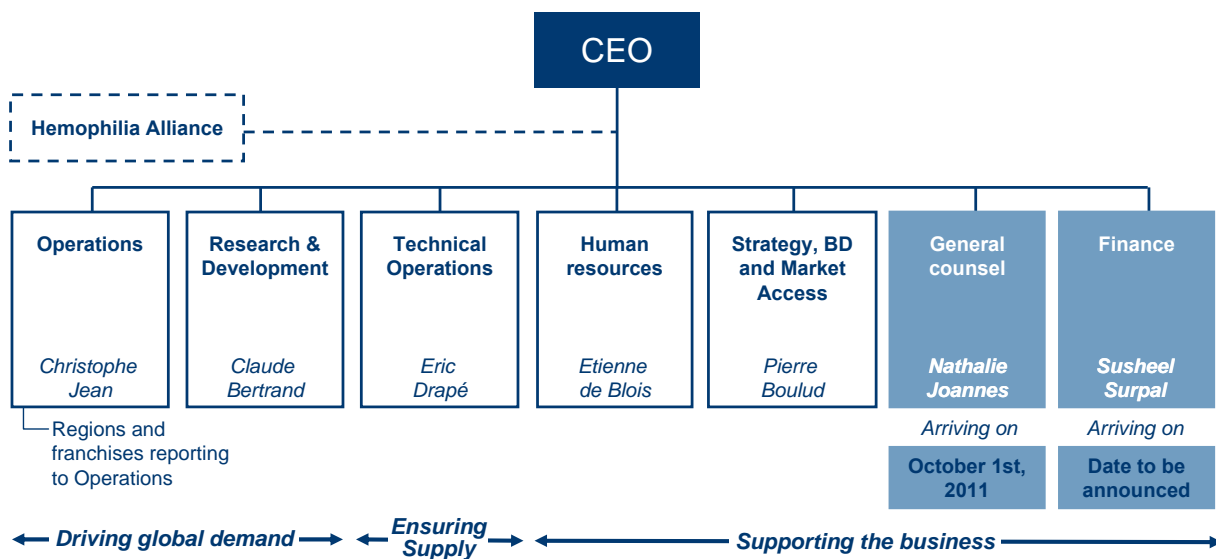
NOTE 1: CTA or filing for Clinical Trial Authorization

Subject to the relevant staff representation authorities in each country concerned, in compliance with the specific procedures, terms and conditions set forth by each national legislation

Group strategy – Execution on track



Executive Committee recruitment completed



Progress update

Increase Focus R&D	<ul style="list-style-type: none"> • Barcelona R&D site: all administrative and employee-related procedures required to close the R&D are completed
US	<ul style="list-style-type: none"> • R&D programs being aligned with strategic priorities: <ul style="list-style-type: none"> – 5 programs stopped¹ – 4 additional programs to be stopped before year-end
Other	<ul style="list-style-type: none"> • Move to the east coast initiated • Target completion date: January 1st, 2012 • Sale of Apokyn®
Other	<ul style="list-style-type: none"> • Primary Care France: <ul style="list-style-type: none"> – On-going preliminary contacts with potential partners • Organizational change: <ul style="list-style-type: none"> – Opinion from French works councils obtained to proceed with the merge of R&D and the implementation of the franchise-based organization

Leveraging Ipsen's pan European infrastructure for hemophilia

European partnership signed with Inspiration for the commercialization of IB1001 and OBI-1

Exclusive commercial agent in a total of 53 countries

- IB1001 (recombinant Factor IX) filed in Europe
- Ipsen to act as Inspiration's exclusive commercial agent (FIX and OBI-1)
- Business Unit leveraging Ipsen's **existing** resources combined to Inspiration's expertise
- Inspiration to:
 - Book sales
 - Bear all costs
- EBIT neutral for Ipsen:
 - Book SMM costs
 - Book corresponding Other Revenues (re-billing)
- Potentially attractive commercial opportunity:
 - 2008 FIX European market: c.\$380m¹ or c.44% of ww market
 - 2020 FIX European market¹: c.\$680m¹



A plug-and-play commercial organization for Inspiration's hemophilia products in Europe, increasing Ipsen's hemophilia market knowledge and presence

Hexvix, consolidation of the uro-oncology franchise

Mode of action

- Pharmaceutical agent used by urologists during the Trans-Urethral Resection of the inner wall of the Bladder (TURB), which is preformed to detect and resect non muscle invasive bladder cancers under Blue Light cystoscopy

Target

- Urologists working in hospitals

Geographies

- World excluding the US and the Nordics
- Ipsen will focus on key EU countries

Financials

- Milestones :
 - ⇒ Upfront payment of €19 million to GEHC and Photocure
 - ⇒ Additional up to €5 million manufacturing milestones to Photocure
 - ⇒ Sales achievement milestones to Photocure
- Royalty rate: on net sales to Photocure in line with the industry benchmark
- Up to €3 million marketing support from Photocure in 2012 and 2013

Manufacturing

- Product manufacturing under Photocure's responsibility

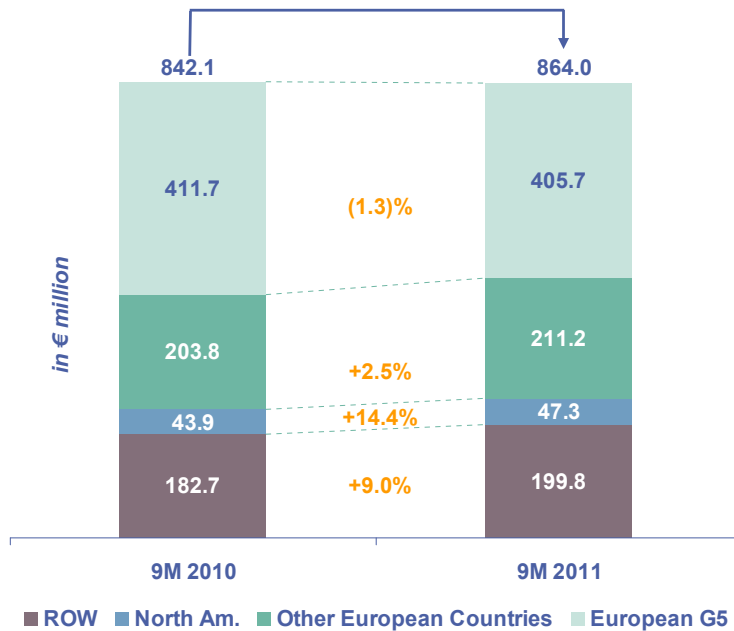
2011 expected sales baseline: € 14 million

9M 2011 Sales

Summary

Group's Sales driven by regions other than G5

GROUP SALES growth : +2.6% at constant currency
Excluding Russian 2010 stocking effect: 3.9%



European G5

Specialty care sales growth offset by tougher competitive environment, notably in French Primary care and government measures in Germany and Spain

Other European countries

Excluding Russian 2010 stocking effect (c.\$10m), sales up 7.8% y-o-y. Sustained volume growth, particularly in Switzerland, Austria and Ukraine.

North America

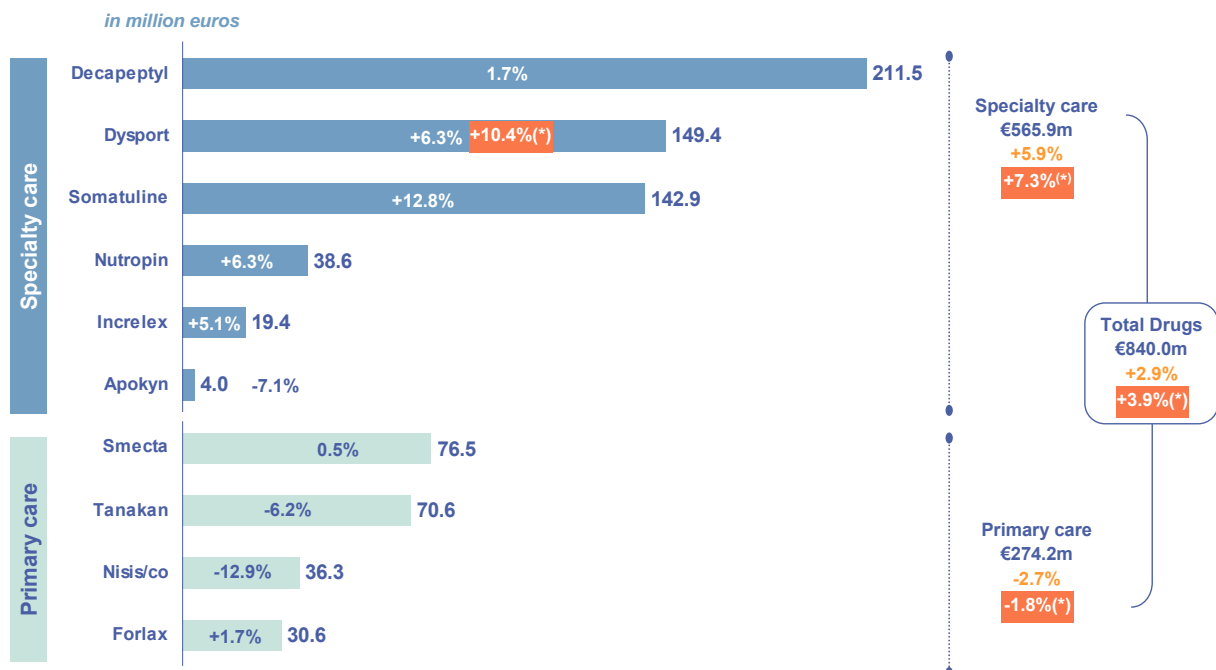
Continued penetration of Somatuline® and Dysport®. Q3: Quarter-to-quarter variability of the supply of Dysport® to Medicis.

ROW

Strong volume growth in Brazil, Australia, Columbia and China Q3: destocking in China (DKP) and negative timing of supplies to Algeria

Growth rates excluding foreign exchange impacts

9M sales: Robust restated Specialty care, resilient Primary care



One-off costs related to the preparation and implementation of the strategy

One-off costs linked to the new strategy announced on June 9

A total of €80m to €100m before tax over 2011 and 2012

Booked in H1 2011

- USA transfer costs to east coast (€8.7m)
- Closing of R&D activities of Barcelona site (€18.4m)
- Other one-off costs related to the implementation of the strategy and of new organization (€11.6m)

- A total of €38.7m¹ of one-off costs booked in H1 2011
- The balance to be booked over H2 2011 and 2012

FY 2011 Outlook and Newsflow

Revised 2011 financial objectives

March 2011	Specialist Care Drug sales	Drug Sales growth close to + 8.0% year-on-year
	Primary Care Drug sales	Drug sales decrease of (8.0%) to (10.0%) year-on-year, pending evolution in France
August 2011	Specialist Care Drug sales	Drug Sales growth close to + 8.0% year-on-year
	Primary Care Drug sales	Drug sales decrease of (3.0%) to (5.0%) year-on-year
	Recurring Adjusted ¹ operating income	Upper range of 190 million euros to 200 million euros

The above objectives are set at constant currency
2011 objective excludes any potential non recurring items

News flow – upcoming catalysts

Filing of IB1001 in the US (H1 2012)
New future for Primary Care France and Dreux manufacturing plant
After the sale of Apokyn [®] , maximize the value of Increlex [®] in the US while meeting the obligations to patients and partners
New US platform fully operational

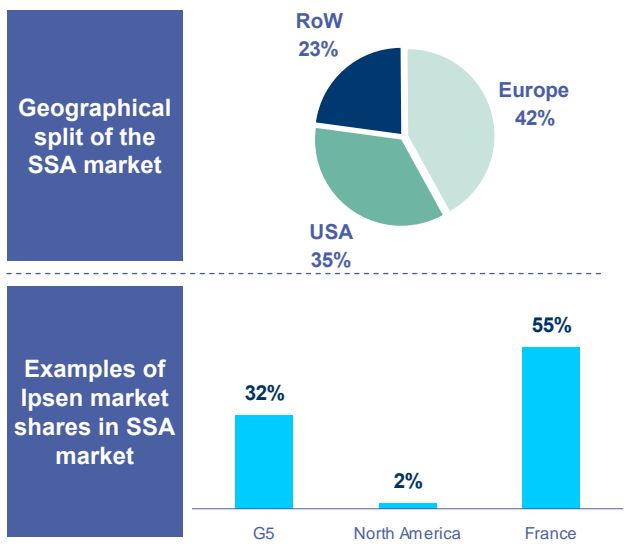
Appendices

Zoom on

Endocrinology/ Somatuline®

Global Somatostatin Analog (SSA) market in 2010 : ~ 1.1 billion euros...

Q4, 2010 market figures

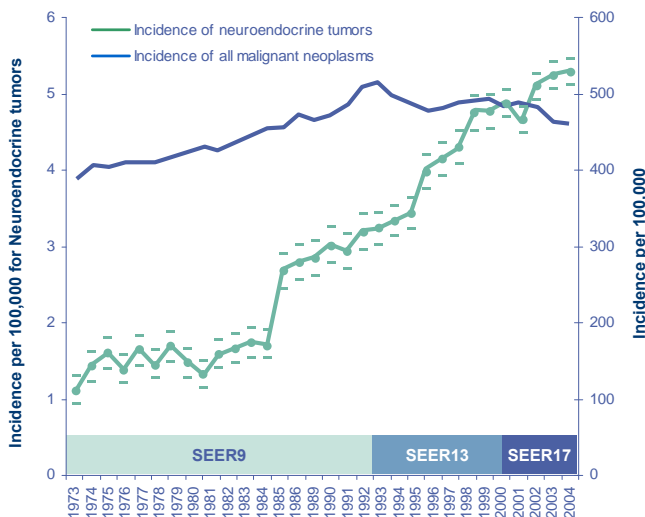


- 2010 SSA market: ~€1.1bn
- Solid SSA market growth (+9%¹ in 2009 and +18%¹ in 2010)
- A fairly balanced geographical split between Europe (42% of total sales), the US (35%) and the RoW (23%)
- Somatuline[®], an established product in Europe both in Acromegaly and in NET with 55% SSA market share in France and 32% SSA market Share in G5
- Ramping up acromegaly sales in the US with only 2.4% SSA long acting market share in 2010

... exceeding 1.6 billion euros in 2020, driven by NET

NET incidence over 30 years

Incidence per 100,000 for NET between 1973 - 2004²



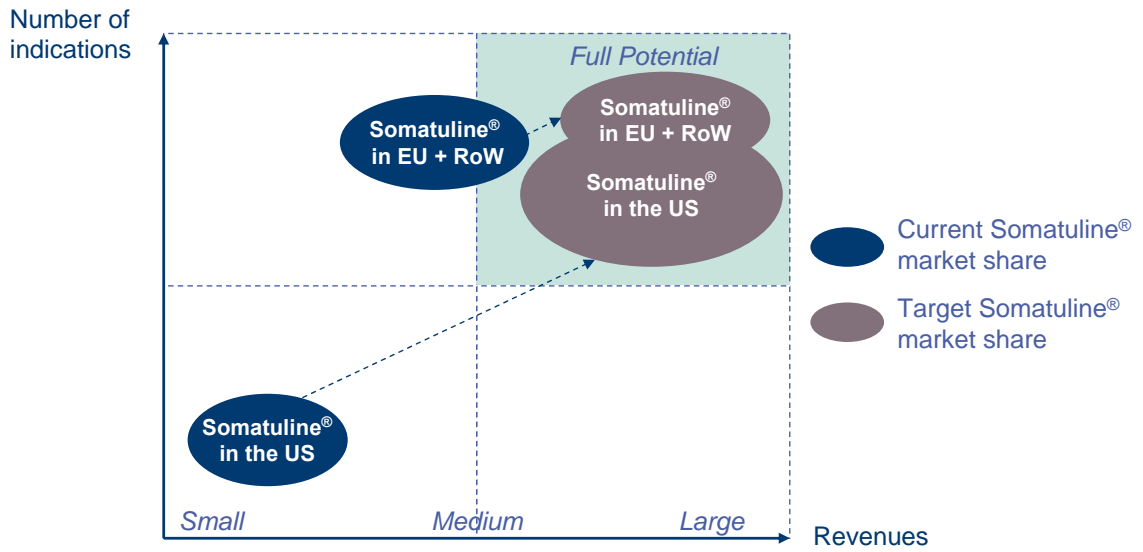
Steady 3.8%¹ CAGR until 2020

- 2020 SSA market: ~€1.6bn¹ (+ 45% or 3.8% CAGR)

Growth in the SSA market mainly driven by:

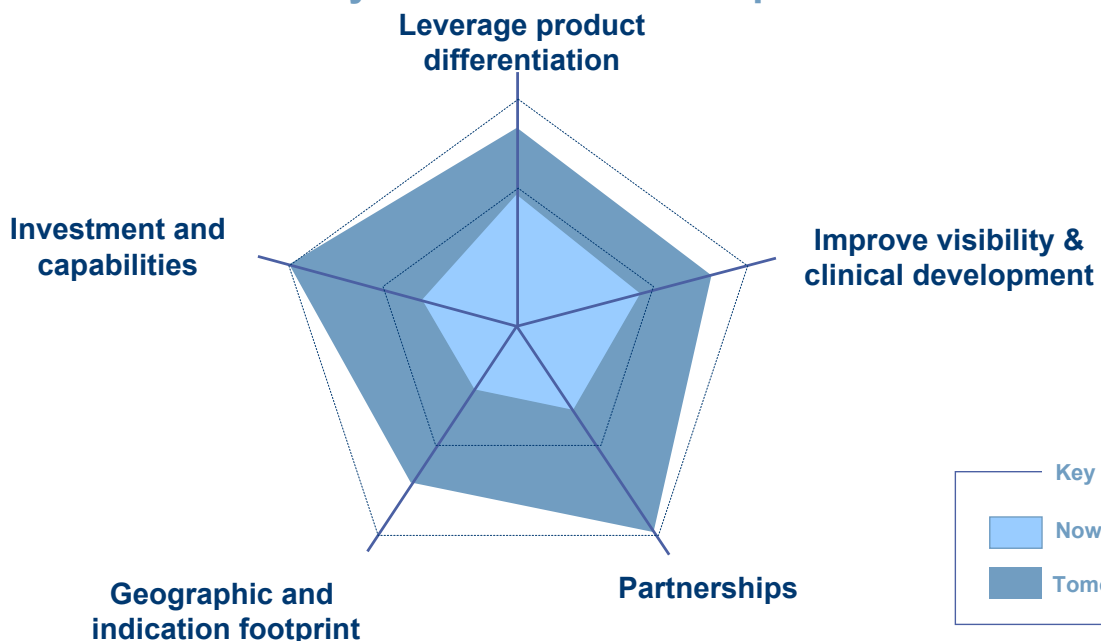
- NET**
 - Studies suggest that NET incidence has been growing rapidly over the past several decades, particularly in the US
 - Increased awareness of NETs results in a wider availability of improved diagnostic techniques
- The US**
 - +4.6%¹ expected market growth in the US between 2010-2020 (world most solid growth)

Great potential lies ahead for Somatuline® ...



... while SSA market is expected to grow 3.8% CAGR until 2020

Ipsen to work on key levers to reach full potential



NET and the US : two main growth drivers

New additional elements of differentiation

Increased extended dosing interval worldwide

- Approved in the US in March 2011
- From one injection every 4 weeks (60-90mg) to every 6-8 weeks (120mg)
- Increased comfort for the patients
- Economic benefit

New device

- Retractable needle to ensure full dose release
- Optimal safety for hospital care practitioners/ patients
- Health economic benefits related to absence of clogging and no need for reconstitution



31 Ipsen – Road Show November 2011

Partnerships to explore new treatment paradigm

Innovative partnership with Pfizer Europe in Neuro Endocrine Tumors (NET)

**Medical education initiative kicked off at ENETS
(joint symposium on March 11th 2011 in Lisbon)**



Build upon respective best-in-class position to develop medical education on gastro-entero-pancreatic NET (GEP NET) management

Drive guidance on patients profiles who would benefit most from both agents

New indications: Functioning NET in the US and Non Functioning NET worldwide

Functioning NET for US label

- Recruitment target: 100 patients
- Global recruitment status on target for completion end of 2012
- Carcinoid syndrome initially slow to recruit due to trial design and ongoing competitive trials
- 12 countries planned (US + 11 ROW countries), 66 sites (56 Row + 10 US)

USA	
▪ Brazil	▪ Russia
▪ Croatia	▪ Serbia
▪ Czech Rep.	▪ South Africa
▪ India	▪ Turkey
▪ Latvia	▪ Ukraine
▪ Poland	

Non Functioning NET worldwide - CLARINET

- **RECRUITMENT COMPLETED** end of April 2011
- 200 patients accrued (45 centers in 14 countries)

▪ Austria	▪ Italy
▪ Belgium	▪ Poland
▪ Czech Rep.	▪ Slovakia
▪ Denmark	▪ Spain
▪ France	▪ Sweden
▪ Germany	▪ UK
▪ India	▪ US

Somatuline[®], potentially the only SSA with functioning and non-functioning NET label

Somatuline[®] Autogel 2020: a globalized reach

Geography/ Indication	Europe	US	China	Brazil	Russia
Acromegaly	✓	✓	✓	✓	✓
Functioning NET	✓	✓	-	✓	✓
Non functioning NET	✓	✓	-	✓	✓

✓ Ipsen presence

LatAm and Asia covered through partnerships

Zoom on

Neurology/ Dysport®

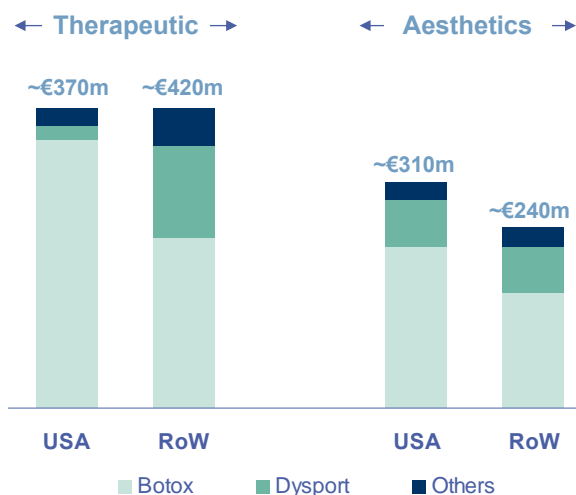


A 2010 botulinum toxin market in excess of 1.3 billion euros

Dysport® market metrics

- 2010 Botulinum toxin market : ~€1.35bn¹
- The US represent north of 50% of the market
- Therapeutic indications represent 58% of the market
- Dysport®, a solid second player
- Dysport® recently launched by Ipsen in the USA (November 2009) with a single medical indication (cervical dystonia) and by Medecis in aesthetics (Glabellar lines)

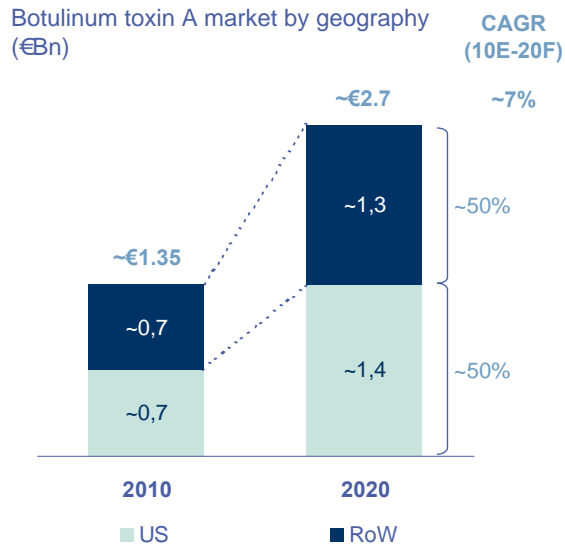
2010 BonTA market figures



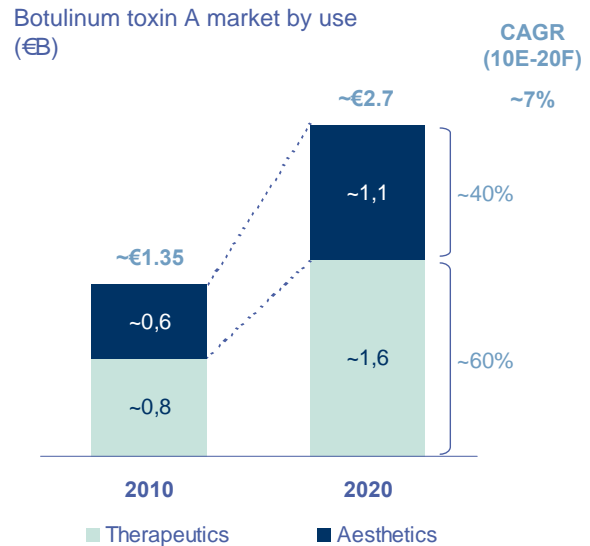
Note 1 : Internal company data

Botulinum toxin market expected to grow by ~7% p.a. to 2.7 billion euros in ten years

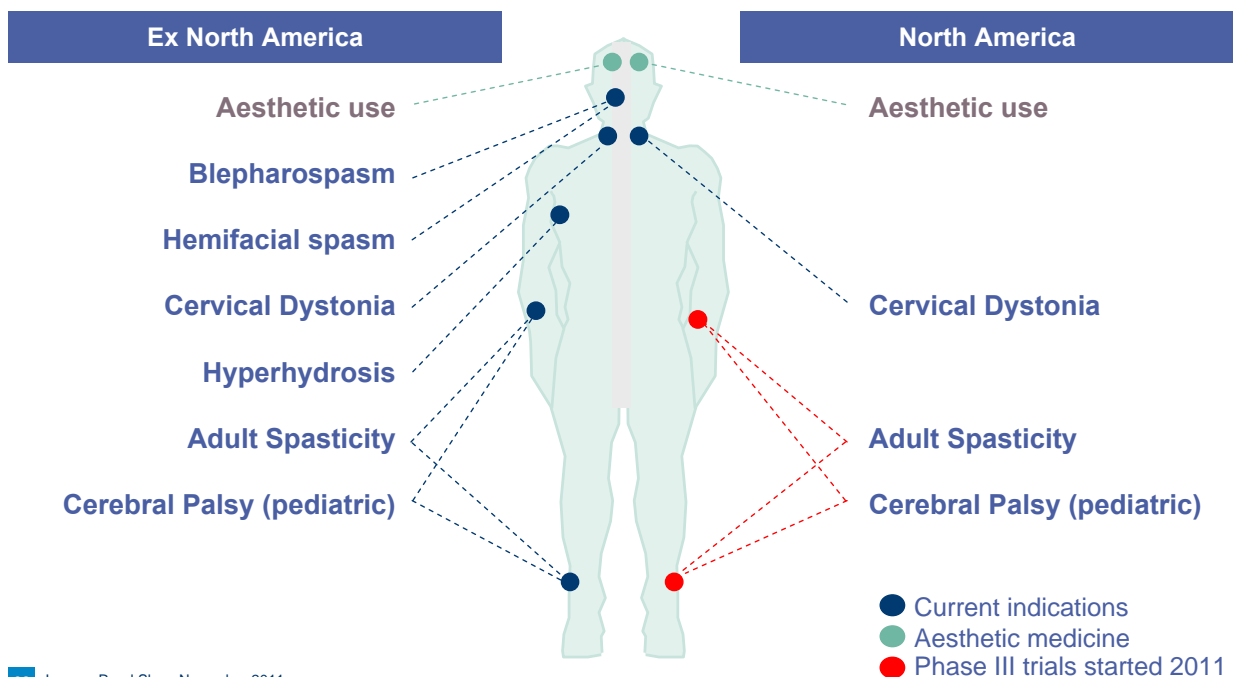
US to remain half of 2020 WW market ...



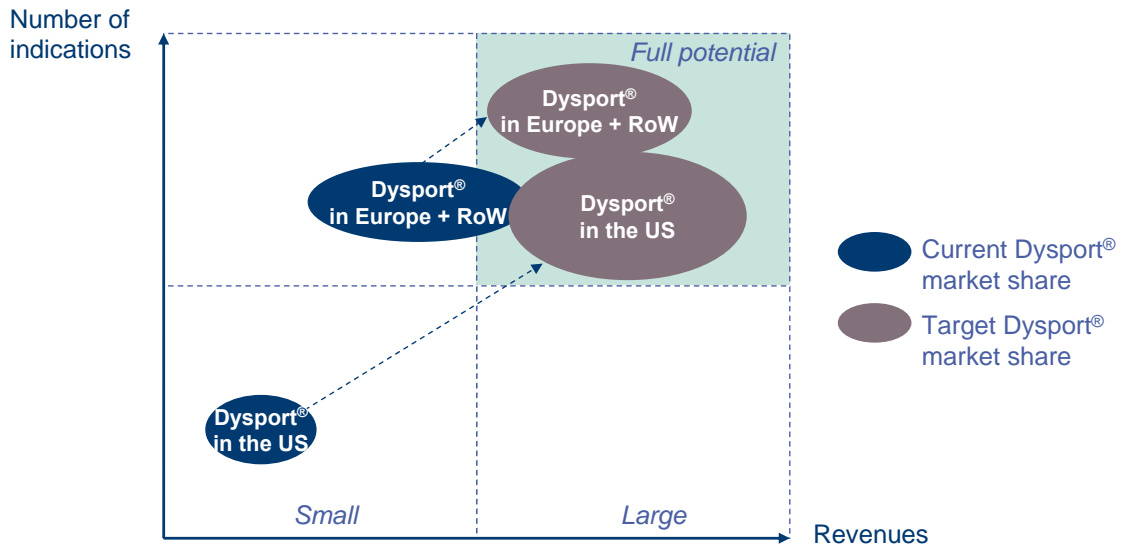
...with split between therapeutics and aesthetics remaining stable



Room for new indications in North America

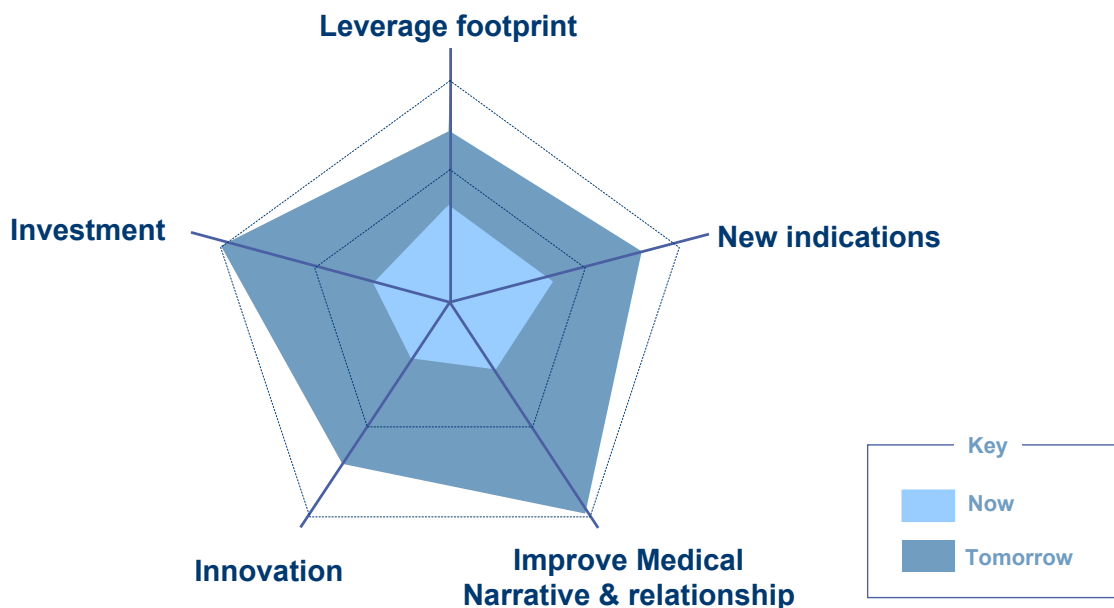


Full potential of Dysport® lies ahead...



... and BonTA market is expected to grow 7% CAGR until 2020

Ipsen to work on key levers to reach full potential



Spasticity and the US : two main growth drivers

Dysport® 2020 footprint aspiration : More geographies, more indications

Geography/ Therapeutic area	Europe	US	China	Brazil	Russia
Therapeutic	<ol style="list-style-type: none"> 1.Cervical Dystonia 2.Adult arm spasticity 3.Blepharospasm 4.Hemifacialspasm 5.Paediatric per equinus spasticity (Cerebral palsy) 6.Adult leg spasticity (in three EU markets) 7.Hyperhidrosis 8.Pediatric arm spasticity 9.Neurogenic Detrusor Over-activity 	<ol style="list-style-type: none"> 1.Cervical Dystonia 2.Adult Upper Limb 3.Adult Lower Limb 4.Pediatric Lower Limb 5.Pediatric Upper Limb 6.Neurogenic Detrusor Over-activity 	<ol style="list-style-type: none"> 1.Cervical Dystonia 2.Other indications under assessment 	<ol style="list-style-type: none"> 1.Cervical Dystonia 2.Adult arm spasticity 3.Blepharospasm 4.Hemifacialspasm 5.Paediatric per equinus spasticity (Cerebral palsy) 6.Adult leg spasticity 7.Hyperhidrosis 8.Pediatric Upper Limb 9.Neurogenic Detrusor Over-activity 	<ol style="list-style-type: none"> 1.Cervical Dystonia 2.Adult arm spasticity 3.Blepharospasm 4.Hemifacialspasm 5.Paediatric per equinus spasticity (Cerebral palsy) 6.Hyperhidrosis 7.Pediatric Lower Limb 8.Pediatric Upper Limb 9.Neurogenic Detrusor Over-activity
Aesthetic	<ol style="list-style-type: none"> 1.Glabellar Lines 2.Canthal Lines 	<ol style="list-style-type: none"> 1.Glabellar Lines 2.Canthal Lines 	<ol style="list-style-type: none"> 1.Glabellar Lines 	<ol style="list-style-type: none"> 1.Glabellar Lines 	<ol style="list-style-type: none"> 1.Glabellar Lines

New indications: Focus on spasticity and urology indications

Focus on spasticity in the short term...

- **Current spasticity indications:**
 - Adult upper (ex-US) and lower limb (limited markets)
 - Pediatric lower limb (ex-US)
- **Spasticity, a major short-term growth opportunity:**
 - Stroke : 15 million people worldwide every year. 5 million are left permanently disabled¹
- **World-wide Adult and Pediatric Ph III program (4 trials):**
 - 4 new indications in the US
 - New and/ or Improved labeling ex-US

... and in urology in the longer term

- **Leverage current access to prescriber base:**
 - Clear synergies with Uro-oncology franchise in Europe
 - Clear WW synergies with neuro-rehabilitation environment
- **Neurogenic Detrusor Overactivity: Ph IIa started (NCT01357980):**
 - First patient screened in May 2011
 - Limited cost and high probability of success
- **Urology indications, a significant mid term growth potential**

Dysport® Next Generation: a potential new exciting opportunity

The first ready-to-use toxin A...

- ...is a breakthrough innovation bringing clear differentiation vs. competitors
- ...saves time by avoiding reconstitution
- ...improves safety (dilution/dosage, reconstitution, single use product ...)
- ...has very positive qualitative and quantitative market research results¹ (c. 500 participants) :
 - 83% of potential adopters on time saving and improved safety grounds

A potentially transforming project

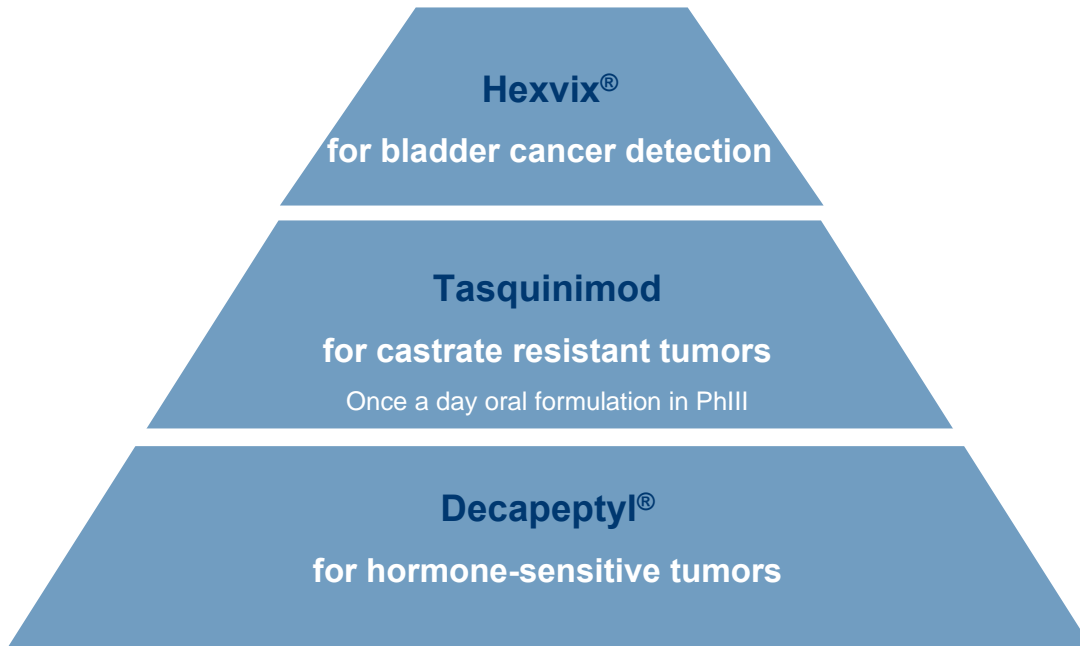
- A WW Ph III program to assess safety and efficacy:
 - Indication : Cervical Dystonia
 - 350 patients
 - 71 sites (42 in Europe, 29 in the US)
 - First patients recruited in Europe
 - **US recruitment pending feedback from FDA in Q3 2011**
- **A complex manufacturing process with technical hurdles to be addressed**
- Ipsen team fully mobilized to bring R&D project to fruition

Potentially, a major change in market paradigm

Zoom on

Uro-Oncology/ Decapeptyl®

A franchise with renewed growth opportunities

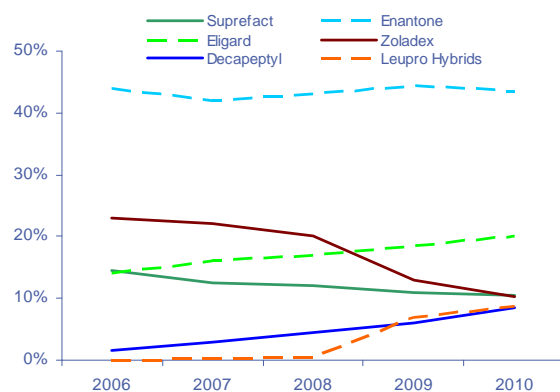


No true generics of GnRH analogs anticipated, only Hybrids

Hybrids rather than true generics

- Risk of true long acting GnRH analogs generics entry expected to be low
- Only hybrids of leuprorelin are available today¹
- Hybrids are currently not substitutable and priced 20-25% below original products
- In Germany, the 2 leuprorelin hybrids have reached less than 10% MS in 3 years² with no impact on class price yet

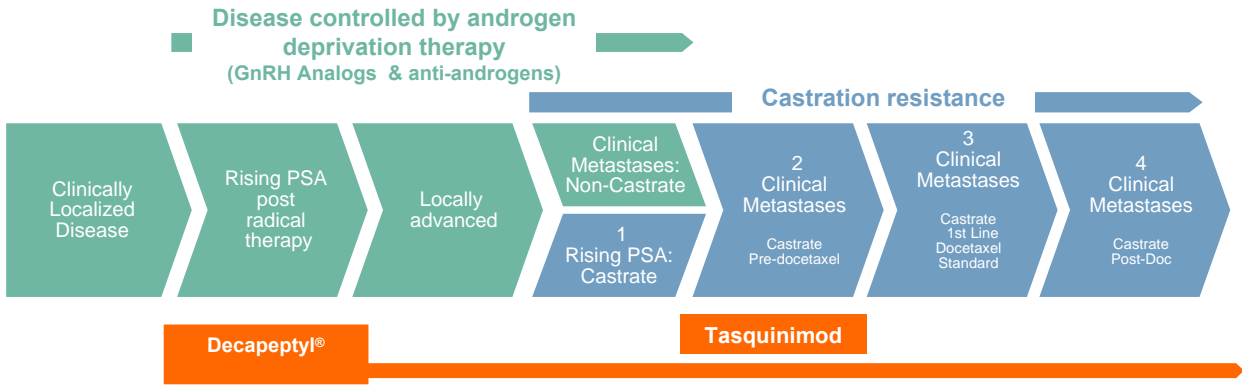
Impact of hybrids on market shares MEU (*) in Germany



(*) MEU = Monthly equivalent units
Source: Insight Health, OdV data - Germany

Hybrids represent a moderate threat to GnRH established brands compared to true generics

Tasquinimod: a perfect strategic fit



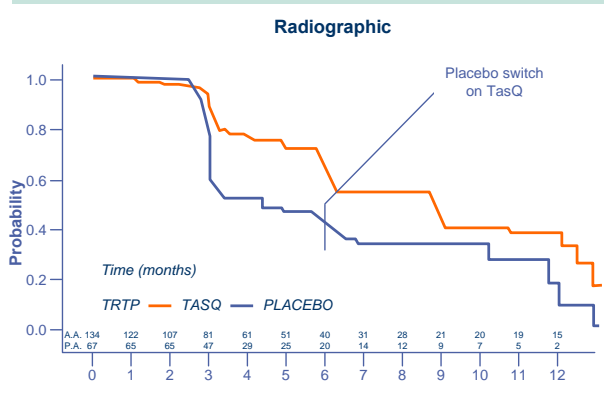
Population Incidence in G5*	149 000 Stage I & II	111 000 Stage III & IV	153 000 CRPC
-----------------------------	-------------------------	---------------------------	-----------------

- Leverage the Group's current leadership position in prostate cancer
- Expand to medical oncology
- Access to significant sales potential
- Beyond prostate, tasquinimod has potential in other cancers (such as GI)

Tasquinimod, promising phase II results

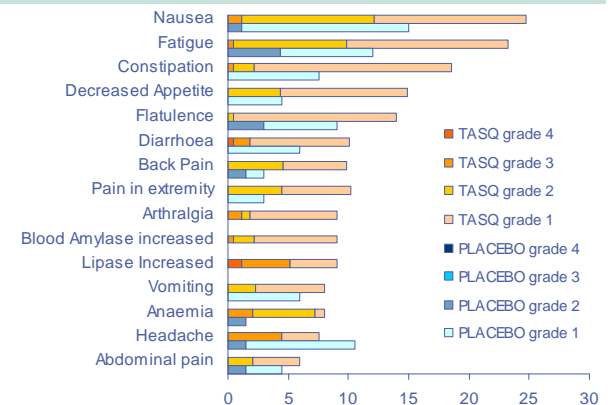
Safety and efficacy analysis* of Phase II study of Tasquinimod in chemotherapy naïve patients with asymptomatic metastatic castrate-resistant prostate cancer (CRPC) (n=201)

Primary end point
Proportion of patients with progression at 6 months:
n=134/67 31% in Tasquinimod group vs. 66% in placebo group



Tasquinimod improves Radiographic Progression Free survival vs. placebo (8.8 months vs. 4.4 months)

Most common AE-s and percent of patients with grade 1-4 in Double-blind phase



Side effects are manageable

* ASCO-GU, 2011, J. Armstrong¹, M. Haggman², W. M. Stadler³, J. R. Gingrich⁴, V. J. Assikis⁵, O. Nordle⁶, G. Forsberg⁶, M. A. Carducci⁷, R. Pili⁸



Tasquinimod, Phase III program ongoing

A Phase III randomized, double-blind, placebo-controlled study of Tasquinimod in men with asymptomatic/mildly asymptomatic Metastatic Castrate Resistant Prostate Cancer

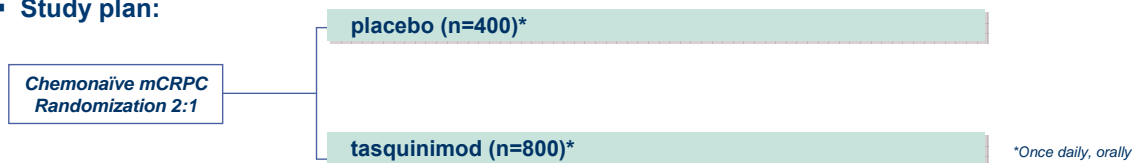
▪ **Objectives**

- TASQ in chemo-naïve patients with metastatic castrate-resistant prostate cancer
- Effect of Tasquinimod on delaying disease progression compared with placebo

▪ **Endpoints**

- Primary: Radiological progression-free survival (PFS)
- Secondary Endpoint: Overall Survival (OS) – Study powered for OS

▪ **Study plan:**



▪ **Principal investigators:**

- America : Michael A Carducci, Johns Hopkins Kimmel Cancer Center, Baltimore, USA
- Europe : Cora N Sternberg, San Camillo and Forlanini Hospitals – Rome, Italy

International Pivotal Phase III opened 1Q 2011...

... filing expected in 2014



Tasquinimod, deal terms for Ipsen

Geographies

- World excluding Japan and the Americas

Execution

- Active Biotech: Pivotal registration PhIII
- Ipsen: Supportive study

Financials

- Milestones :
 - Upfront payment of €25 million
 - Additional payments of €175 million contingent upon progress/ achievement of clinical, regulatory and commercial milestones
- Royalty rate: progressive on the level of sales starting in the low teens

Expected peak sales: in excess of €250m

Zoom on:

Hemophilia



Ipsen and Inspiration are aiming at all levels of the coagulation cascade for the treatment of hemophilia

A full fledged hemophilia franchise, with potentially 4 products

...with a broad potential inhibitor therapy offering (OBI-1, FVIIa)...

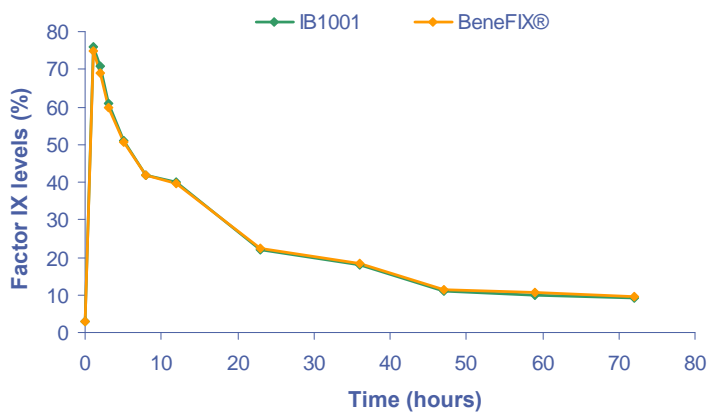
...and the first recombinant competitor in hemophilia B therapy, IB1001

...differentiated with OBI-1, the only recombinant porcine FVIII product...

- An \$8bn market
- A high margin market
- 2 products in Ph III:
 - OBI-1: a highly innovative porcine recombinant Factor VIII (orphan drug)
 - IB1001: first rFIX biosimilar in an underserved, fast growing market
- IB1001 filed in Europe

IB 1001 demonstrated non-inferiority to BeneFIX®

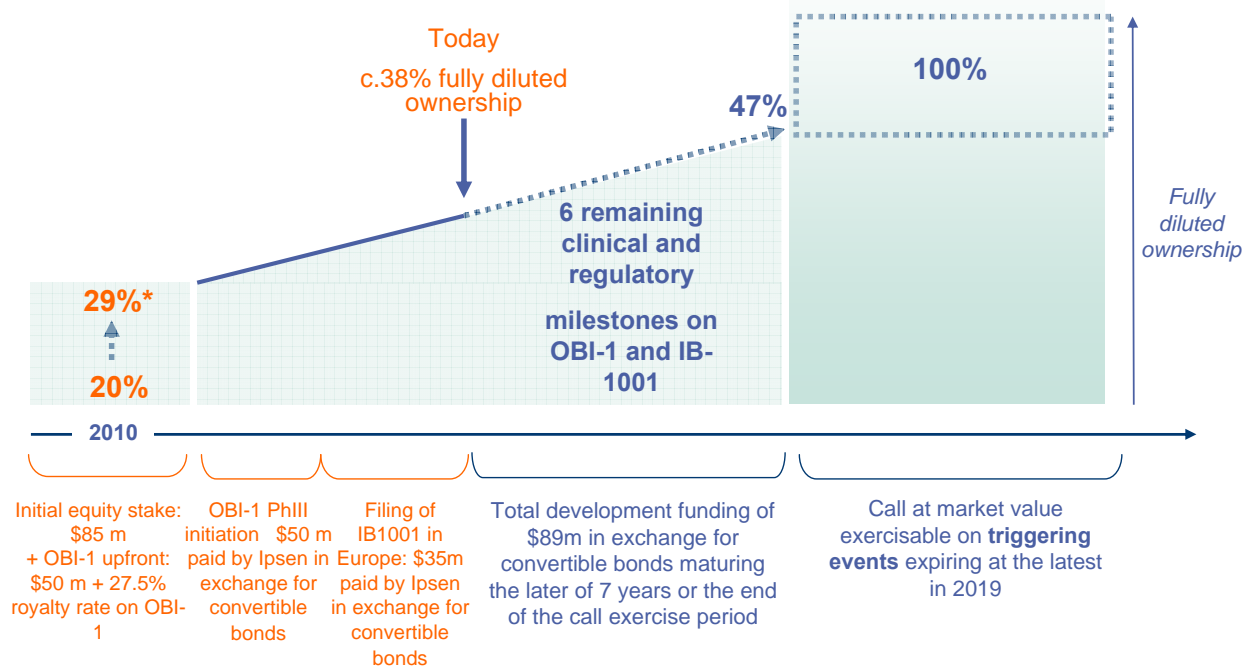
Mean FIX activity by time and treatment



The preliminary safety data collected during the PK study phase indicate that IB1001 has an acceptable safety profile and is well tolerated

Study IB1001-01 is ongoing and further analyses on safety and efficacy will be available in 2011.

Ipsen now has ~38% of fully diluted ownership of Inspiration

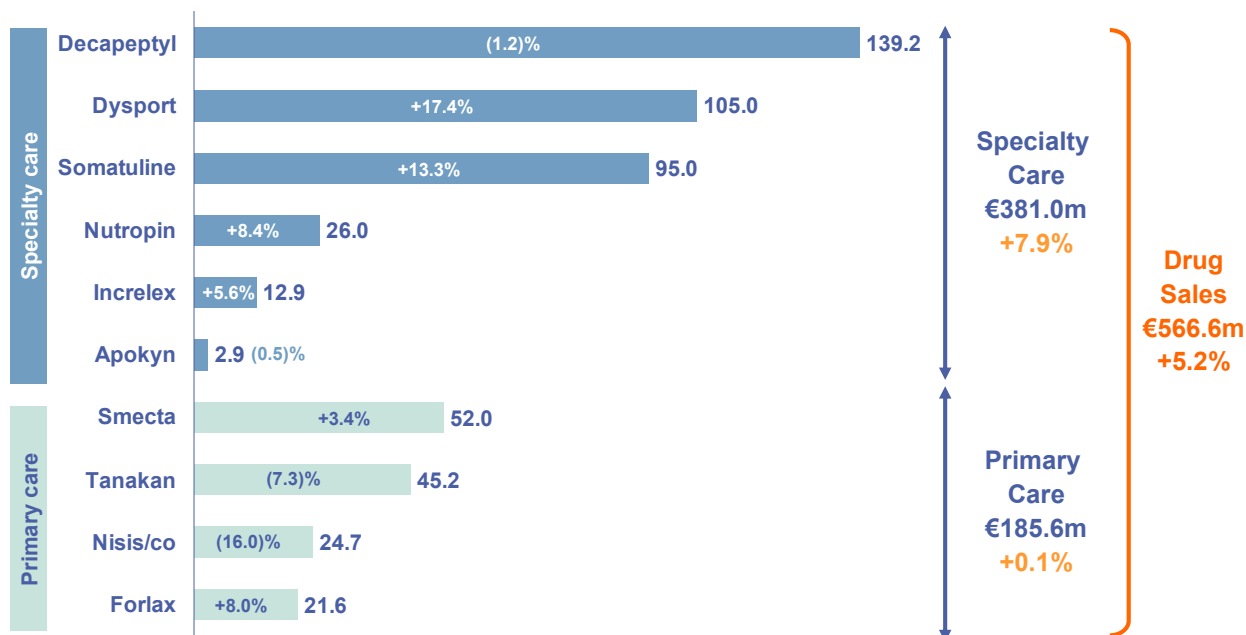


Detailed H1 2011 Financial Results



H1 2011 sales: robust specialty care, resilient primary care

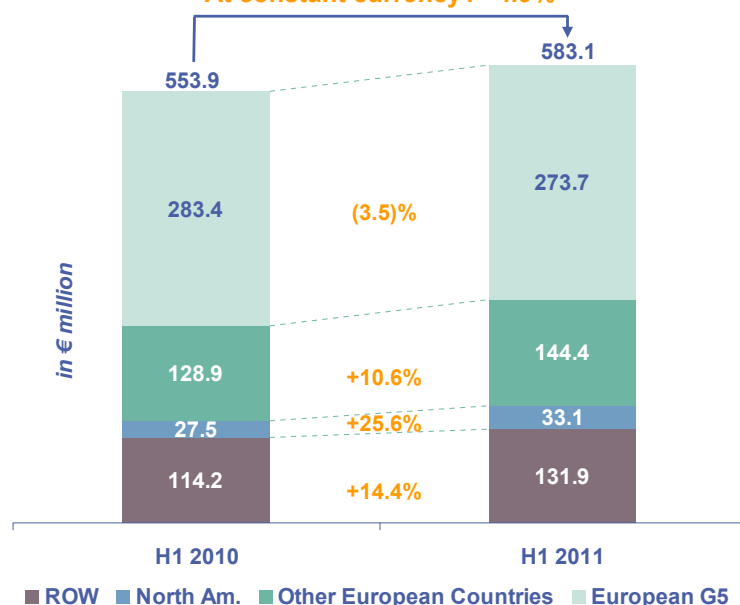
Sales in € million



Group's Sales driven by regions other than G5

GROUP SALES growth : +5.3% (incl. Drug related sales)

At constant currency : +4.9%



- **European G5**
Specialty care sales growth offset by tougher competitive environment, notably in French Primary care and government measures in Germany and Spain
- **Other European countries**
Sustained volume growth, particularly in Switzerland, Russia, Austria and Ukraine
- **North America**
Continued penetration of Somatuline® and Dysport®
- **ROW**
Strong volume growth in Algeria, Australia, Columbia and China

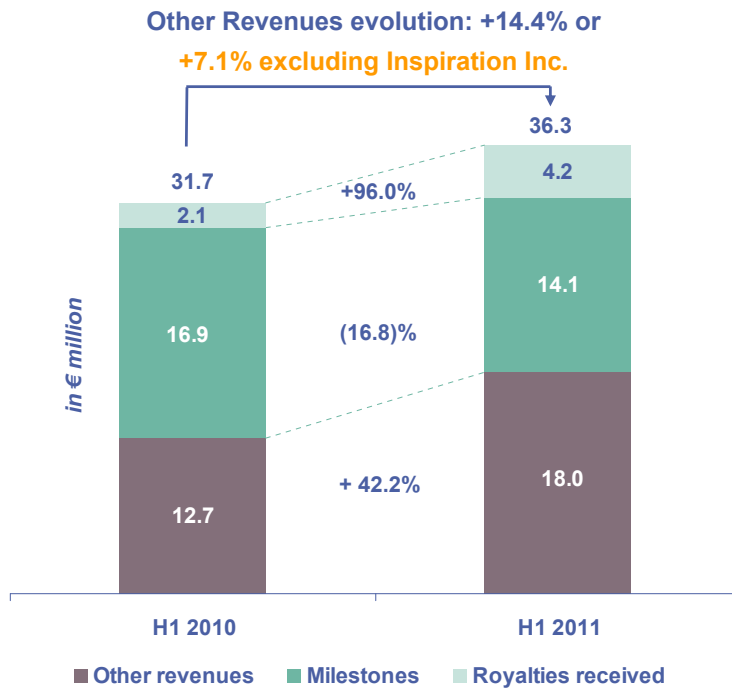
57

Growth rates excluding foreign exchange impacts

Summary of H1 2011 P&L and evolution

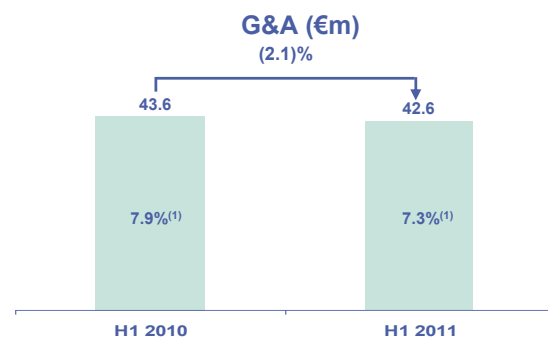
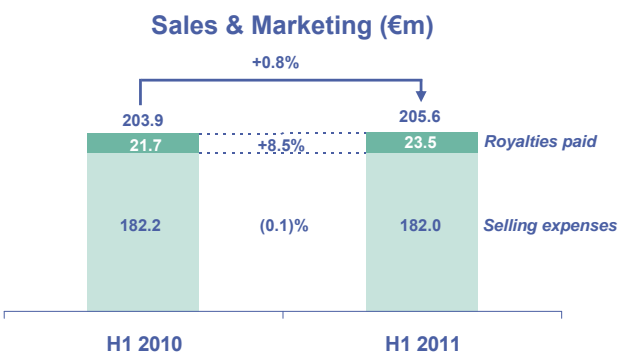
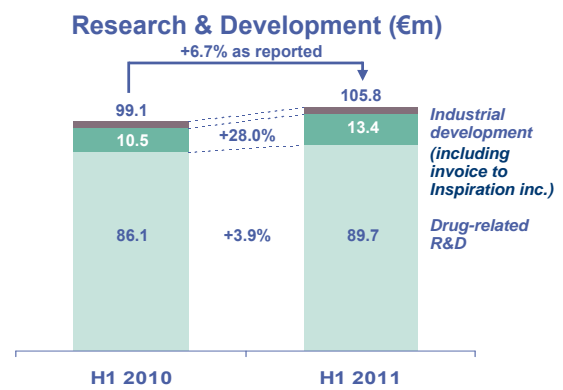
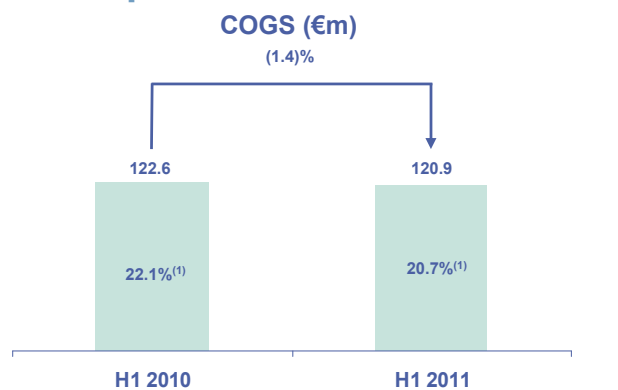
In million euros	H1 2011	H1 2010	Growth (%)
Sales	583.1	553.9	+5.3%
Total Revenues	619.4	585.7	+5.8%
Operating Income <i>Margin¹</i>	120.8 <i>20.7%</i>	104.9 <i>18.9%</i>	+15.1%
Recurring adjusted ² operating income <i>Margin¹</i>	143.9 <i>24.7%</i>	113.2 <i>20.4%</i>	+27.1%
Consolidated Net Profit <i>(attributable to Ipsen shareholders)</i>	91.7	75.5	+21.4%
Fully diluted EPS	€1.09	€0.90	+21.1%
Fully diluted recurring adjusted ¹ EPS	€1.27	€0.96	+32.3%

Other revenues evolution



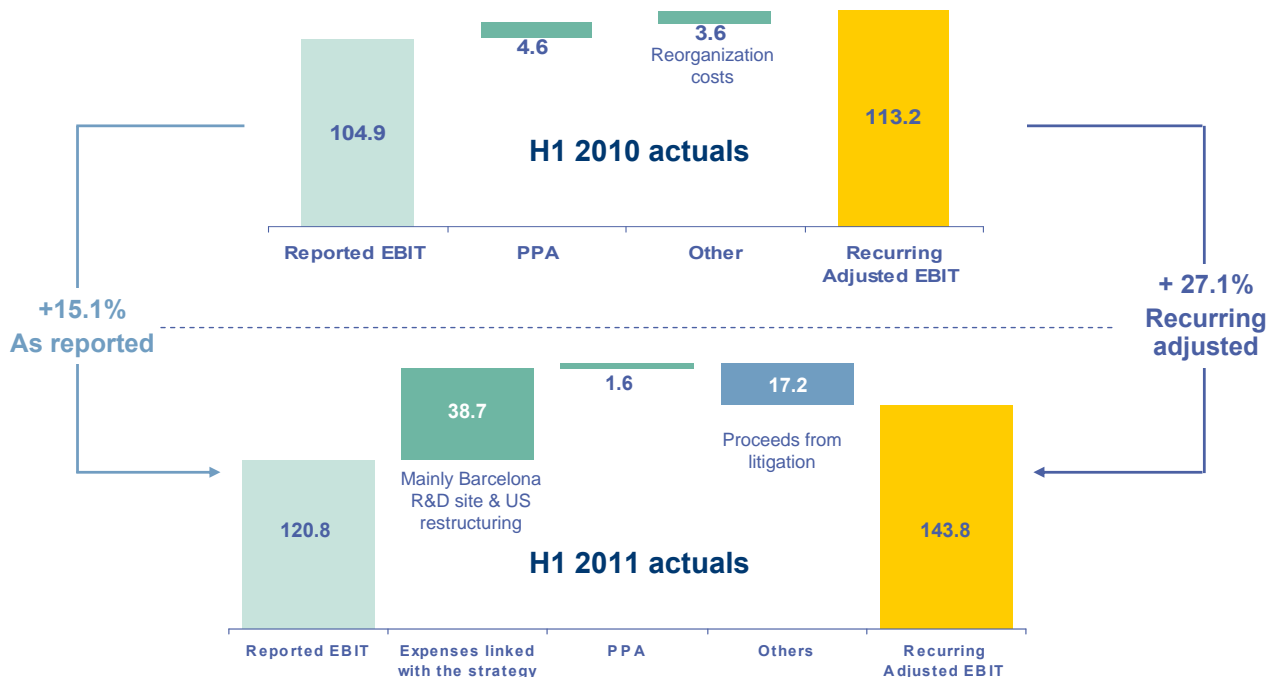
- **Royalties Received**
Royalties received in H1 2011 doubled with increased royalties from Medicis, Galderma and Menarini
- **Milestones**
Decrease mainly due to accelerated recognition of 2010 taspoglutide Deferred Revenues
- **Other revenues**
Invoicing of OBI-1's development costs to Inspiration Inc. and income from the Group's Co-promotion contracts in France

P&L expenses under control



Recurring adjusted¹ Operating Income has improved by 27.1 %

In € million

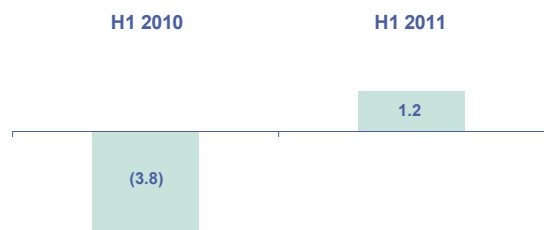


61 Ipsen – Road Show November 2011

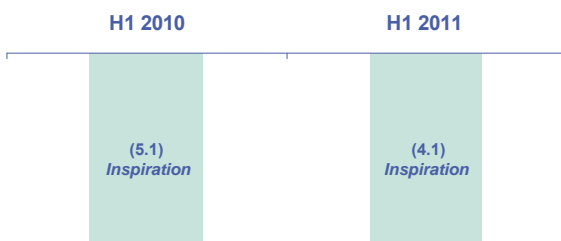
NOTE 1: before non recurring elements particularly related to the preparation and implementation of the Group's strategy

P&L – below EBIT

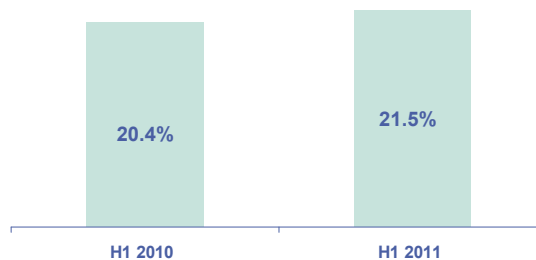
Financial result (€m)



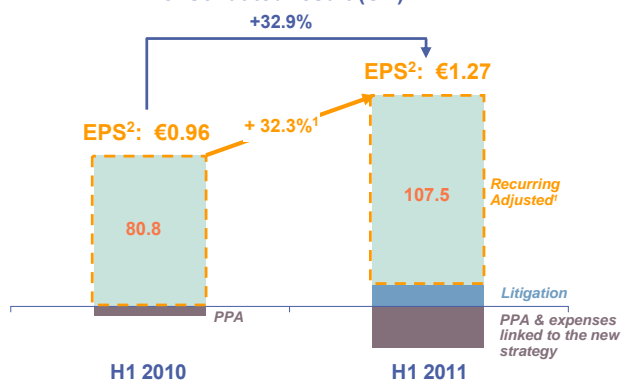
Income from Associates (€m)



Effective tax rate (% of PBT)



Consolidated result (€m)



62 Ipsen – Road Show November 2011

NOTE 1: before non recurring elements particularly related to the preparation and implementation of the Group's strategy
NOTE 2: Fully diluted recurring adjusted EPS

Balance sheet

In € million

	Assets		Liabilities		
	2010	H1 2011	2010	H1 2011	
Goodwill	299.1	290.7	Equity	1 077.2	1 072.8
Investment in associated companies (incl. Goodwill Inspiration Inc.)	57.9	49.4	Minority interests	2.0	2.2
Property, Plans & equipments	282.3	275.2	Total Equity	1 079.2	1 075.0
Intangible assets	166.5	182.7	Long-term financial debts	15.3	17.1
Other non-current assets	232.6	253.0	Other non-current liabilities	250.6	235.0
Total non-current assets	1 038.4	1 050.9	Other current liabilities	324.7	337.4
Total current assets	639.8	624.5	Short-term debts	7.7	10.5
<i>Incl. Cash and cash equivalent</i>	178.1	159.6	Liabilities / discontinued operations	0.7	0.5
Discontinued operations	-	-	Total Liabilities	1 678.2	1 675.5
Total assets	1 678.2	1 675.5			
Net Cash	156.0	132.0			

63 Ipsen – Road Show November 2011

Cash flow statement

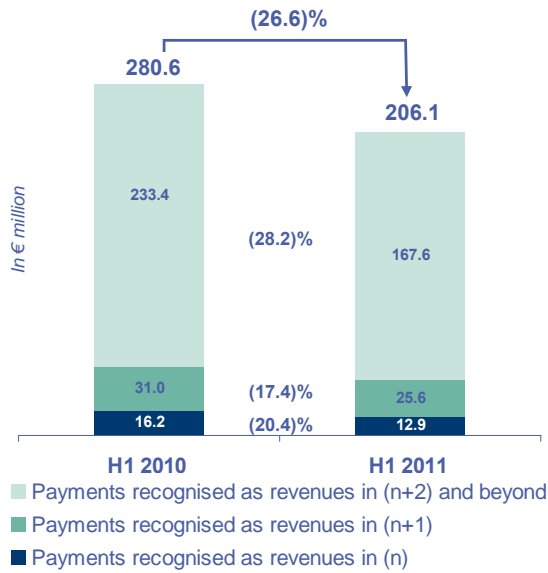
In million euros

	H1 2010	H1 2011
Cash Flow before change in working capital	98.6	123.8
Deferred revenues from partnerships	53.1	3.7
Increase/ Decrease in working capital	(17.0)	(30.2)
Net cash flow generated by operating activities	134.7	97.3
Investment in Tangible and Intangible assets	(25.5)	(44.2)
Investment in Inspiration	(57.6)	-
Subscription in Inspiration's bonds	(35.5)	(0.8)
Others	(5.6)	(3.1)
Net cash flow used in investing activities	(124.3)	(48.1)
Net change in borrowings	(0.2)	(0.2)
Dividends paid	(62.3)	(66.5)
Others	(1.0)	(0.4)
Net cash flow used in financing activities	(63.4)	(67.1)
Discontinued operations	(0.0)	-
Change in cash and cash equivalent	(53.0)	(17.9)
Impact of exchange rate fluctuations	11.7	(5.0)
Closing cash & cash equivalents	164.1	155.0
Closing Net Cash	142.1	132.0

64 Ipsen – Road Show November 2011

Deferred revenues

Total Milestones cashed-in and not yet recognized as revenues



Main evolutions

- 2010: accelerated recognition of the remaining taspoglutide deferred revenues from Roche
- H1 2010: important milestones revenue from Inspiration (\$50m) and Menarini (€18m)